

Analysis of the Feedback of PG Students on Syllabus

The factors of syllabus analysed in this survey are the following

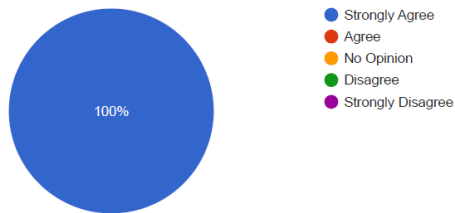
1. Its suitability and updation.
2. Generating interest
3. Relevant in the job market
5. Covering recent trends and developments
6. Relevance for higher studies and research

The following are the responses of the students.

2019-2020

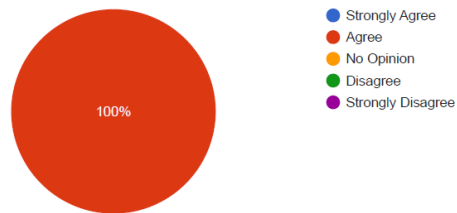
The Syllabus is suitable to the programme and updated.

1 response



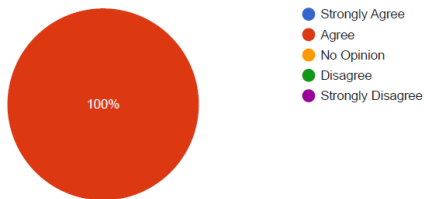
The Syllabus generates interest in the subject area.

1 response



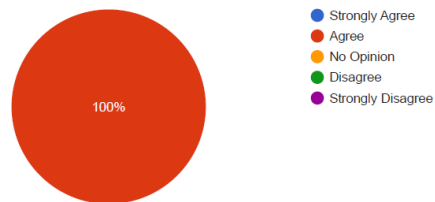
The Syllabus is relevant to professional development and preparation for job

1 response



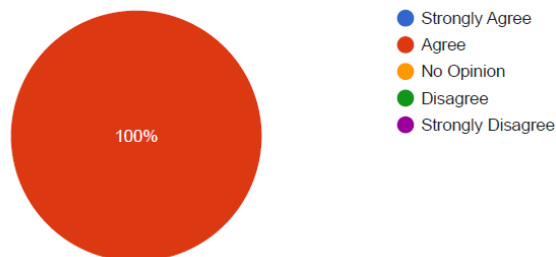
The syllabus covers recent trends and developments.

1 response



The syllabus motivates me to pursue higher education/research.

1 response



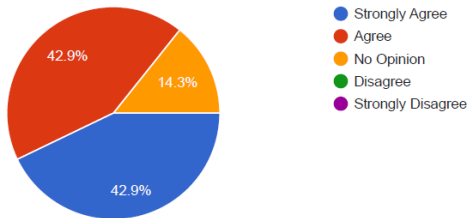
A handwritten signature in green ink, likely belonging to the author or a representative of the institution.

In the year 2019-2020 as far as the department of English is concerned 100% of the total respondents records agreement in all the above factors. Regarding other departments in the same year 75% agree in its suitability, generating interest and its relevance in the job market. Only 50% agree that it covers the recent trends and developments.

2021-2022

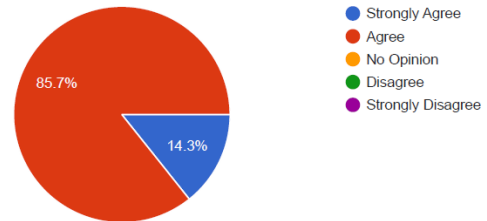
The Syllabus is suitable to the programme and updated.

7 responses



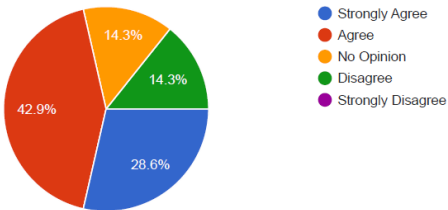
The Syllabus generates interest in the subject area.

7 responses



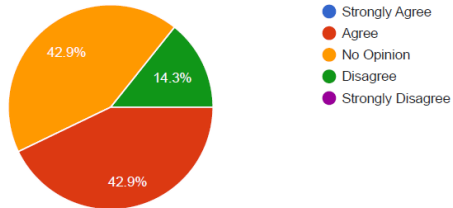
The Syllabus is relevant to professional development and preparation for job

7 responses



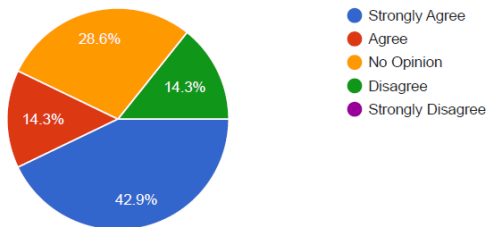
The syllabus covers recent trends and developments.

7 responses



The syllabus motivates me to pursue higher education/research.

7 responses



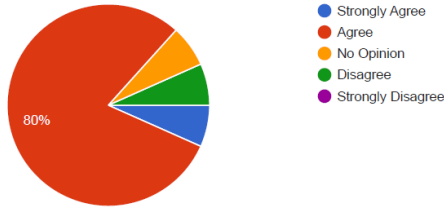
In the year 2021-2022 a survey was conducted among the PG students of mathematics and BBA. Of the total respondents 42.9% strongly agree on its suitability and regarding its capacity to create interest only 14.3% strongly agrees and 85.7% agrees. Regarding its capacity in securing a job only 28.6% strongly agrees while 42.9% agrees to the point.



2022-2023

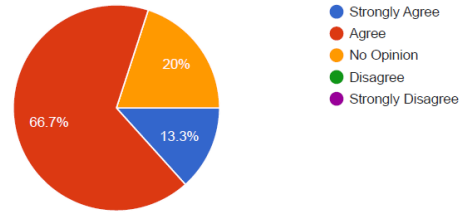
The Syllabus is suitable to the programme and updated.

15 responses



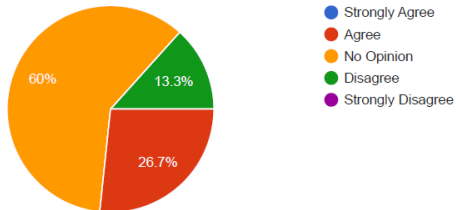
The Syllabus generates interest in the subject area.

15 responses



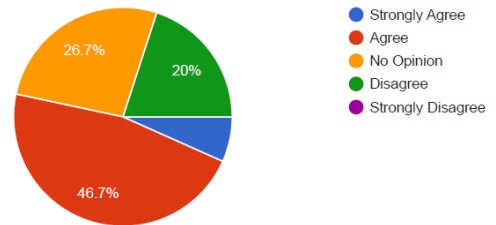
The Syllabus is relevant to professional development and preparation for job

15 responses



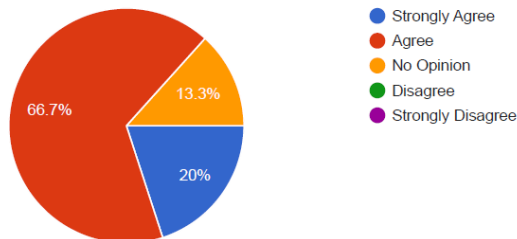
The syllabus covers recent trends and developments.

15 responses



The syllabus motivates me to pursue higher education/research.

15 responses



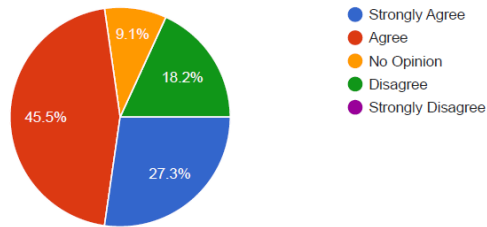
A total of 15 responses were obtained in these factors in the year 2022-2023. Eighty percent of the respondents agree that the syllabus is suitable and updated while 66.7% agrees that the syllabus creates interest in the subject area. Considering the job market only 26.7 agrees on its relevance in the job market. A total of 46.7% of the respondents agrees that, it covers recent developments and 66.7% says that it motivates the students to pursue higher education and research.

2023-2024



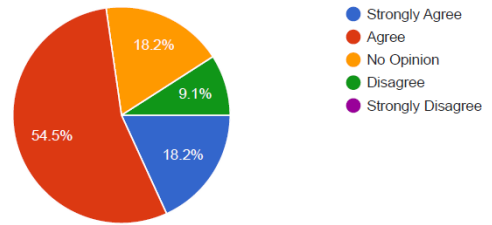
The Syllabus is suitable to the programme and updated.

11 responses



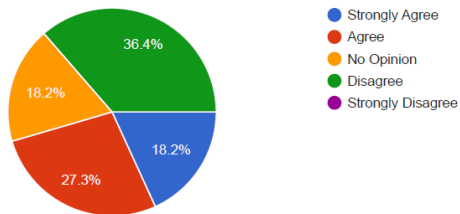
The Syllabus generates interest in the subject area.

11 responses



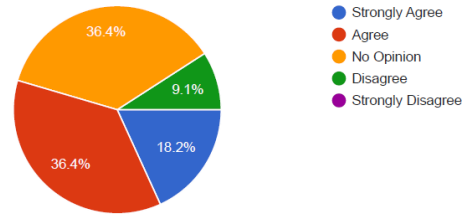
The Syllabus is relevant to professional development and preparation for job

11 responses



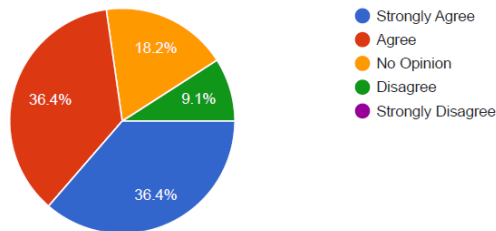
The syllabus covers recent trends and developments.

11 responses



The syllabus motivates me to pursue higher education/research.

11 responses



In the year 2023-2024, regarding the suitability of the syllabus, 45.5% records agreement. In the same year 54.4% agrees that it generates interest in the subject area whereas only 27.3% agrees on its relevance in the job market. Of the total respondents 36.4% agrees that the syllabus covers the recent trends and developments.

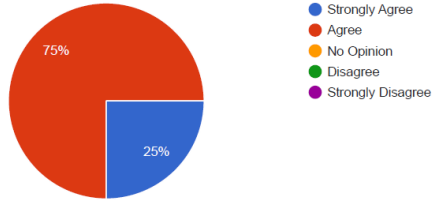


Analysis of the Feedback of UG Students on Syllabus

2019-2020

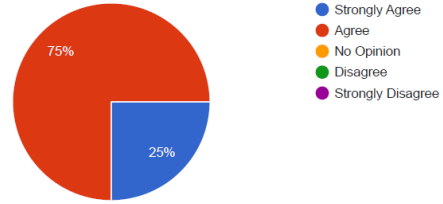
The Syllabus is suitable to the programme and updated.

4 responses



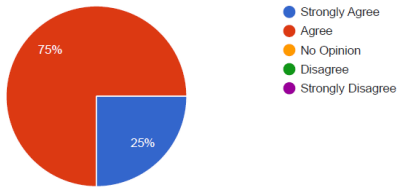
The Syllabus generates interest in the subject area.

4 responses



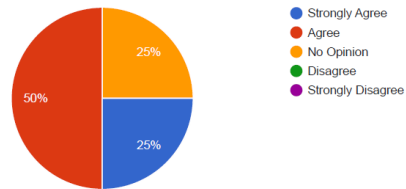
The Syllabus is relevant to professional development and preparation for job

4 responses



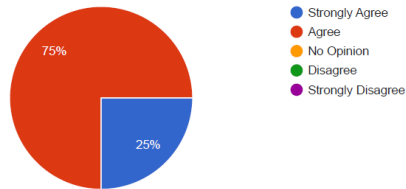
The syllabus covers recent trends and developments.

4 responses



The syllabus motivates me to pursue higher education/research.

4 responses

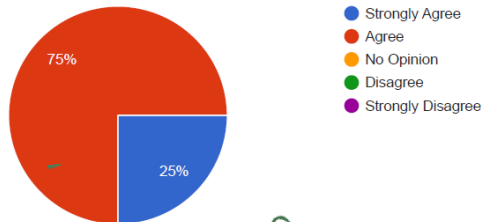
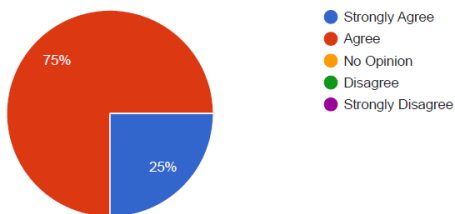


The survey conducted in the year 2019-2020 among UG students shows a visible agreement towards the syllabus.

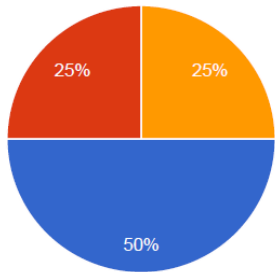
Year : 2020-2021

Suitability of the programme

Syllabus generating interest

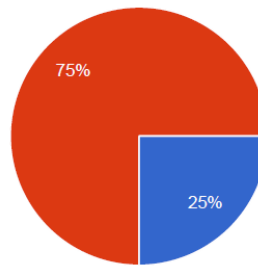


Relevance to the professional development



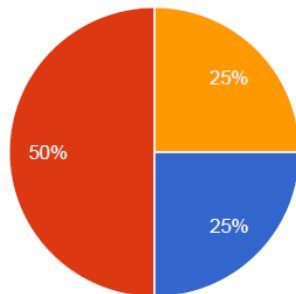
- Strongly Agree
- Agree
- No Opinion
- Disagree
- Strongly Disagree

Inclusion of Recent Trends



- Strongly Agree
- Agree
- No Opinion
- Disagree
- Strongly Disagree

Motivation for higher education and research

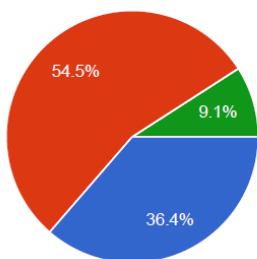


- Strongly Agree
- Agree
- No Opinion
- Disagree
- Strongly Disagree

In the survey conducted among UG students in the year 2020-2021, 75% percent agrees that it is updated and generates interest in the subject area. It is backed up by strong agreement from the 25% of the respondents. In the factor of job market 50% marks strong agreement and 25% shows agreement. Fifty percent of the respondents agree that the syllabus motivates the students to persue higher education and research.

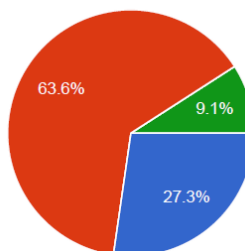
Year: 2021-2022

Suitability of the programme



- Strongly Agree
- Agree
- No Opinion
- Disagree
- Strongly Disagree

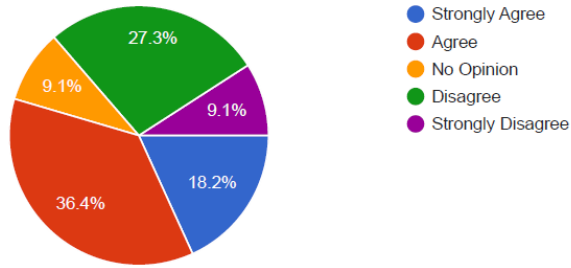
Syllabus generating interest



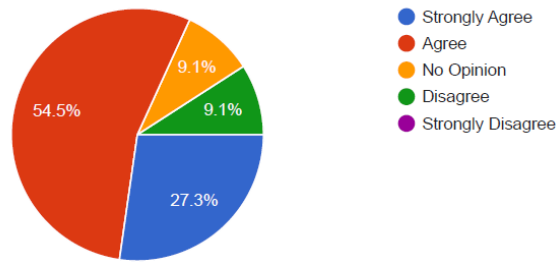
- Strongly Agree
- Agree
- No Opinion
- Disagree
- Strongly Disagree



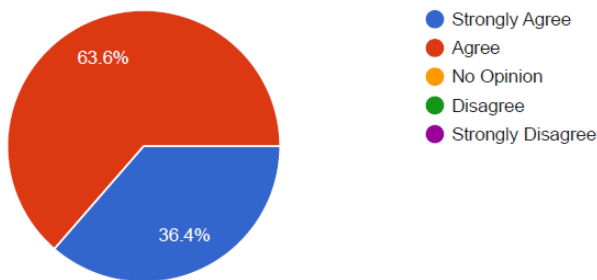
Relevance to the professional development



Inclusion of Recent Trends



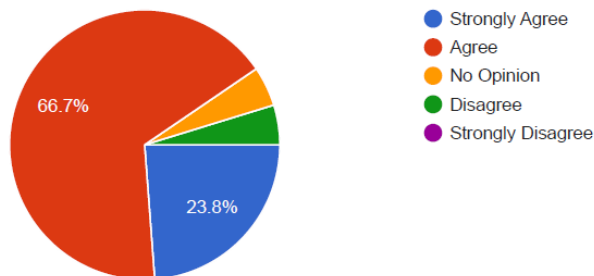
Motivation for higher education and research



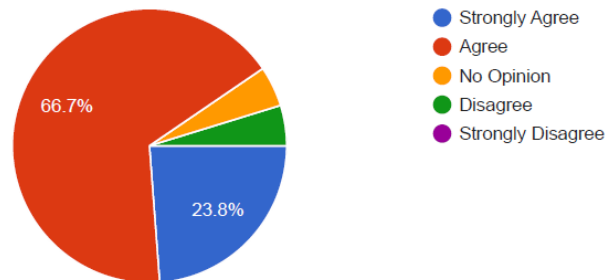
In the year 2021-2022 the students on various departments responded to the syllabus in the following manner. More than 90% agreed that the syllabus is suitable for the programme and updated and it can create interest in the subject area. Regarding the factor of professional development there is a divided opinion. Though around 50% agrees with the factor, 27.3% marks disagreement in this regard. At the same time there is no disagreement regarding its capacity to motivate the students for higher education and research.

Year : 2022-2023

Suitability of the programme



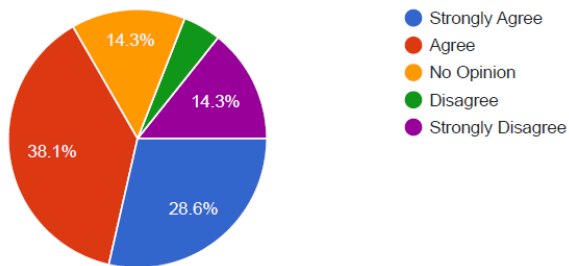
Syllabus generating interest



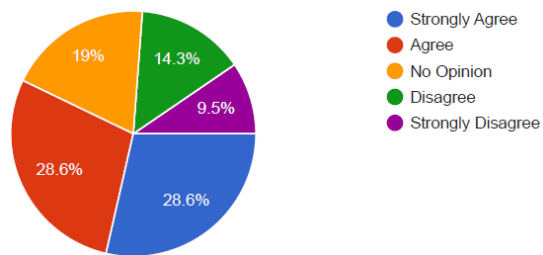
Handwritten signature in green ink.



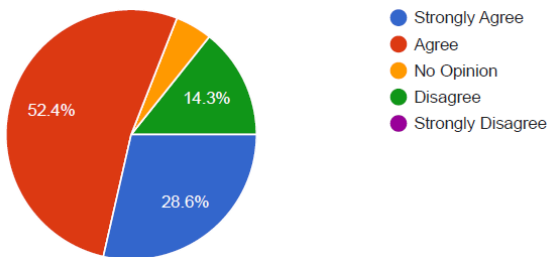
Relevance to the professional development



Inclusion of Recent Trends



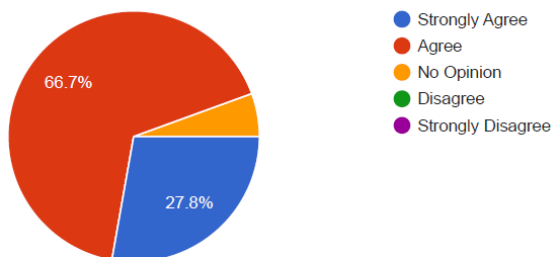
Motivation for higher education and research



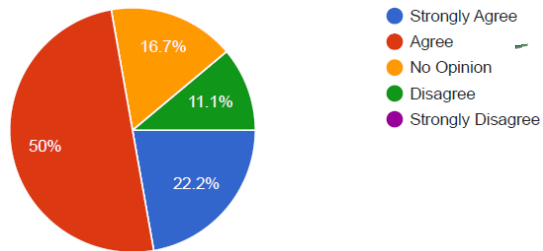
In the year 2022-2023 percentage of students agreeing to various factors ranges from 28.6 to 66.7 while those who marks strong agreement ranges from 23% to 28%. One can note a divided opinion in the case of professional development. In the case of inclusion of recent trends and developments and in the case of motivation for higher education and research 14.3% records disagreement. Though the syllabus meets the factors of its suitability and generating interest agreement is marked by around 66.7% of the total respondents. It shows the syllabus needs to be improved to meet the requirement of for professional development.

Year :2023-2024

Suitability of the programme

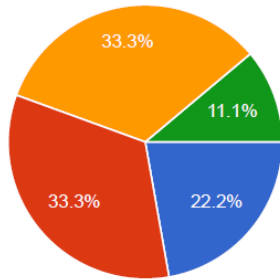


Syllabus generating interest

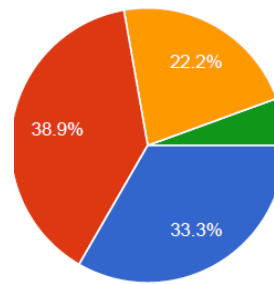


Handwritten signature

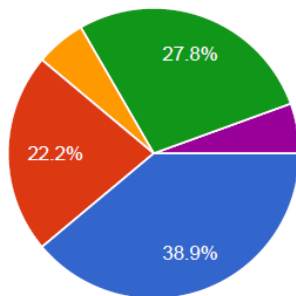
Relevance to the professional development



Inclusion of Recent Trends



Motivation for higher education and research



In the survey conducted in 2023-2024 among UG students, the syllabus receives a general agreement on the updates status and creating interest in the subject area. Nearly 60% agrees on both these factors while more than 20% records strong agreement. Regarding other two factors one can see a divided opinion. Though more than 50% agrees with its capacity to for professional development, 11.1 % records disagreement and in the case of motivation for research the percentage of disagreement rises to 27.8%.

From these surveys the following conclusions can be generally drawn.

1. In the factors of updation and creating interest the present syllabus meets the requirements of the students.
2. The student record mild disagreement or they express a divided opinion as far as the professional development and research are concerned.
3. The syllabus needs improvement to reorientation according to the trends in the area of professional development and research.



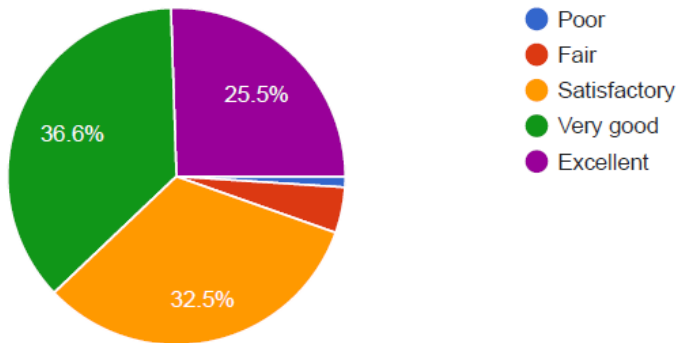
Student Satisfaction Survey

A student satisfaction survey was conducted by distributing questionnaire through Google form. A total of 388 (Three Hundred and Eighty Eight) responses were collected and analysed. The following are the main factors analysed for the survey.

Course

There are nine courses in the college offered by the University of Calicut. Among them there are Three Post graduate courses and Six Graduate courses. The Post graduate courses are MA English, MSc Mathematics, M Com and the graduate courses are BSc Mathematics, BSc Chemistry, Bachelor in Business Administration, BA Functional English, BA History, and BA Econometrics. Of the total response, 23.2 % is from BSc Mathematics and 22.7% is from BA Functional English 16% is from BSc Chemistry and 14.4% is from BSc Mathematics. Other departments contributes to the remaining percentage.

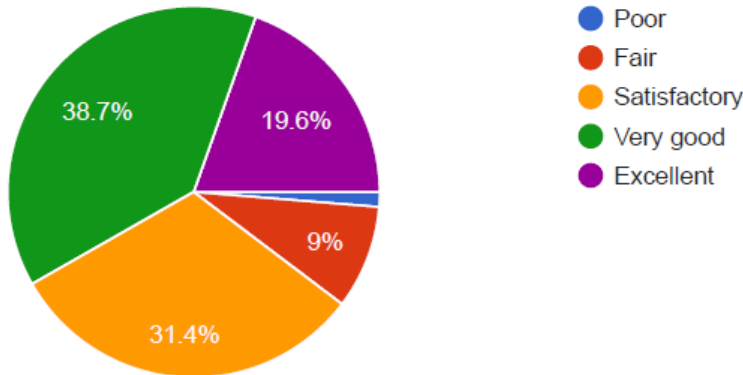
Admission Process in the College.



The admission process in the college is absolutely transparent as it is done through the centralized system of the University. Students' response to the admission process in the college shows a clear positive opinion. A portion of 25.5% of the total respondents found the process excellent while 36.6% found it Very Good and 32.5% found it satisfactory. This means 94.5% percent of the total respondents responded positively to the admission process in the college.

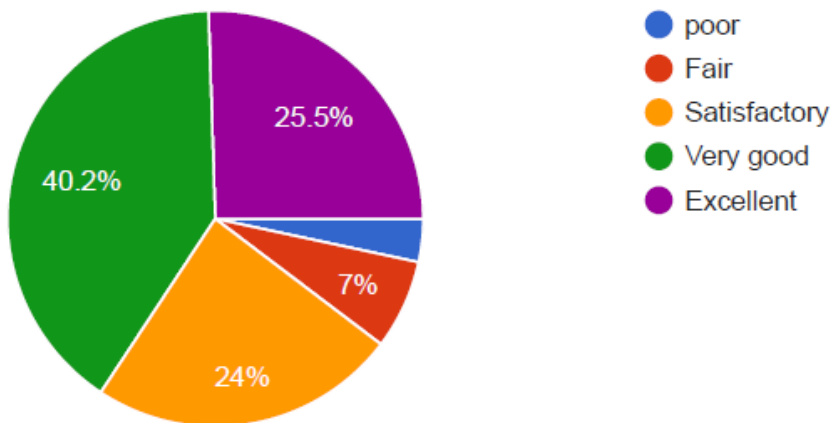


Discipline in the College



Discipline is an important factor for academic excellence. A total of 19.6% responded that the institution is excellent in this regard and 38.7% responded that the institution is good in the factor of discipline. A total of 31.4% of the total respondents is satisfied in the case of discipline. This shows that a major share (89.7%) of the total respondents records positive responses in this factor.

Learning Atmosphere

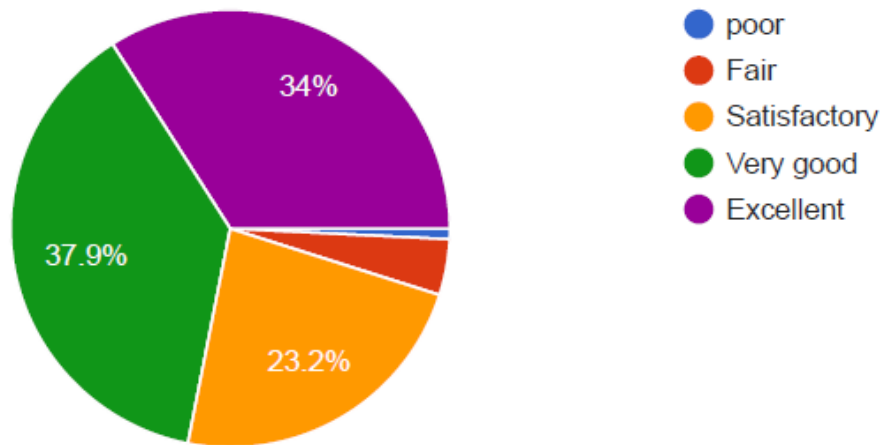


Respondents recorded positive feedback to the factor-‘learning atmosphere of the institution’. More than quarter of the respondents (25.5%) evaluated the learning atmosphere as excellent. More than fifty percent of the total records their responses as moderately good. In this, for 40.2 % the institution has a very good learning atmosphere while 24% records this as satisfactory. Seven percent of the total says that the learning atmosphere is fair. The institution, thus, over all, receives positive feedback in this factor also.



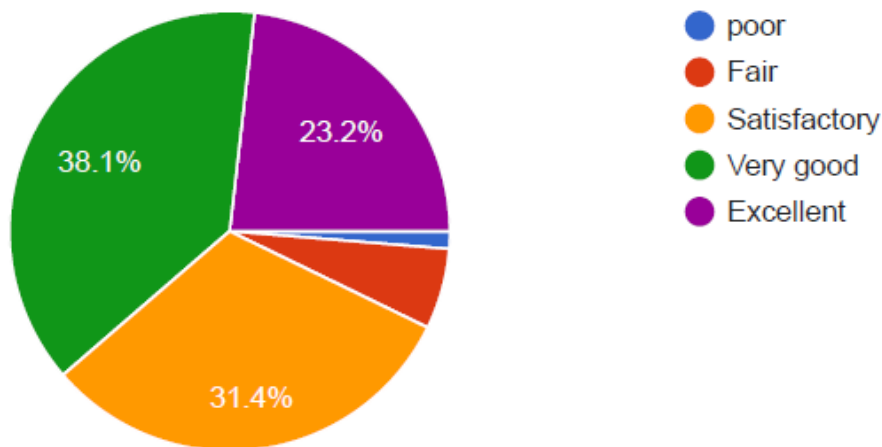
ABR

Quality of Teaching



This factor depends on many other sub factors like the availability of materials and motivated teaching staff and so on. Here it is found that 34% of the respondents respond that the teaching quality of the institution is excellent. 37.9% of the respondents recorded that the institution provides very good quality of teaching and 23.2% is satisfied with the present quality of teaching.

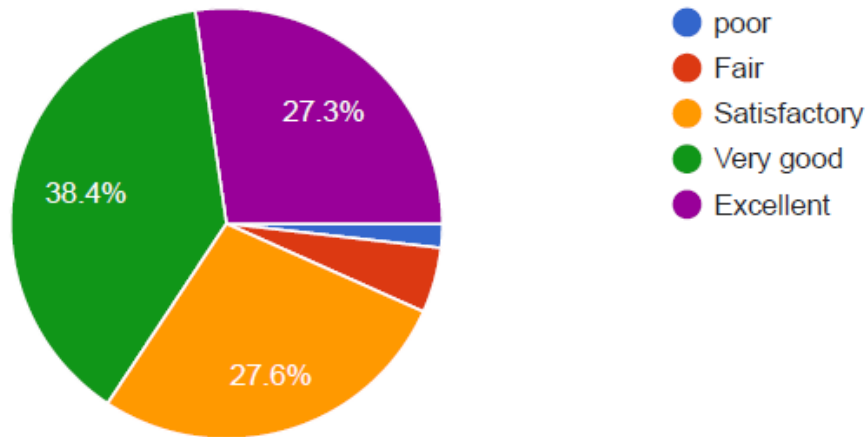
Curriculum and method of teaching



The curriculum and learning content of the courses offered by the institution are provided by the university. The teaching methods adopted by the institution can motivate the learners to extend the learning process. In this area, 23.2% remarks that this factor is excellent while 38.1% says that it is very good and 31.4% records satisfaction in this factor.

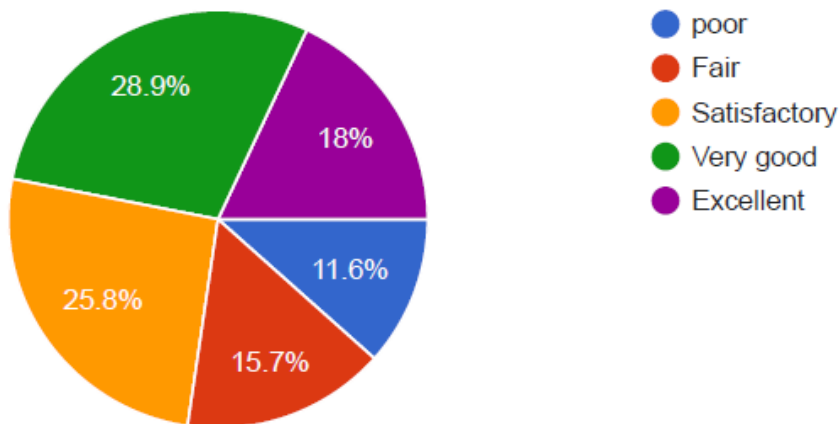


Timely conduct of lectures, practicals, examinations and transparency of evaluation



In these factors, 27.8% of the total respondents ranks the institution in the grade of excellence while 38.4% records that this area is very good. Therefore more than 60% records above average grade in this area. More than quarter of the respondents (27.6 % and 24.7 %) are satisfied with the present state of this factor. The institution, thus scores over all good in this factor too.

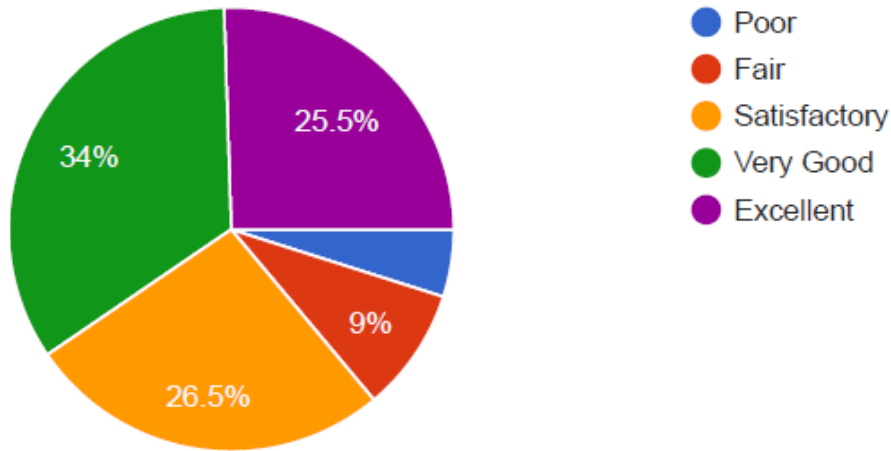
Exposure to extracurricular activities



The total percentage of positive response in this factor is 72.7%. In this area 11.6% responded that the institution is poor in this factor. It shows that the institution needs improvement in providing more opportunities for the students to participate in the extracurricular activities.

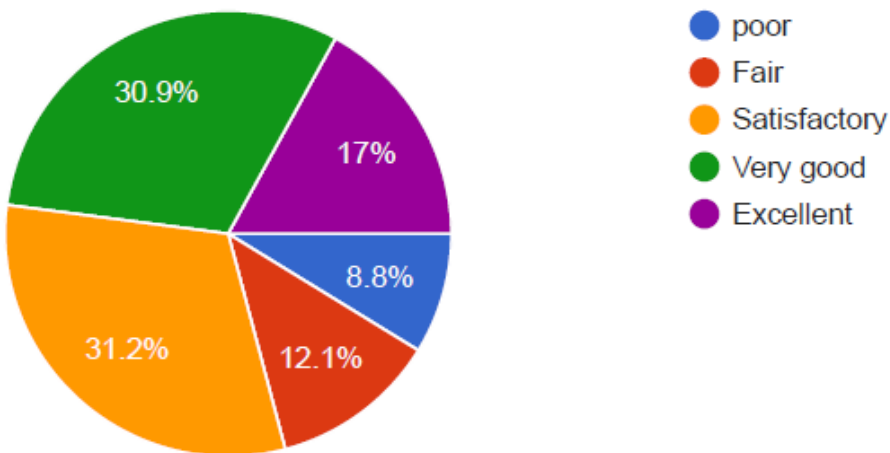


Administration and office services



It is found that the students respond positively to this factor as 25.5 % says that this area is excellent and for 34% it is very good. A major portion -31.2%- records that the service provided by the administration is satisfactory.

Parent Teacher Interaction

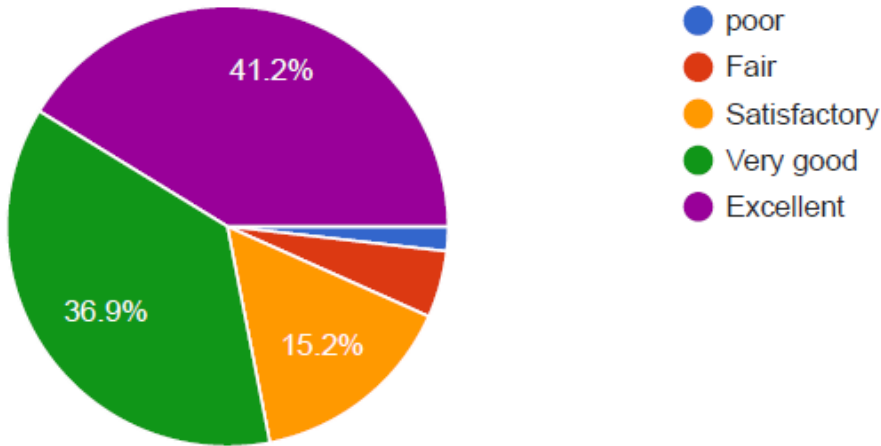


Seventeen percent of the respondents find the parent teacher interaction as excellent and 30.9% finds it is very good. For 31.2% this is satisfactory.



Signature

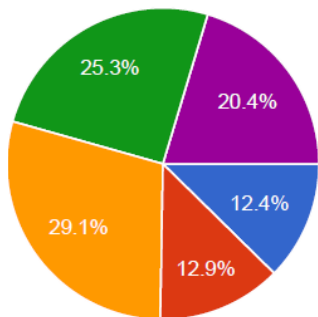
Library



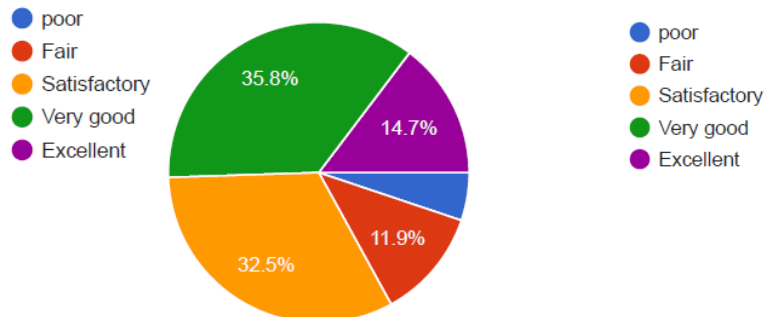
Library is the brain of any good educational institution and this is very strong as far as this institution is concerned. 41.2% of the respondents find the library facilities excellent while 36.9% find it as very good. This is one of the strongest areas of this institution.

Basic infrastructure

Canteen



Others

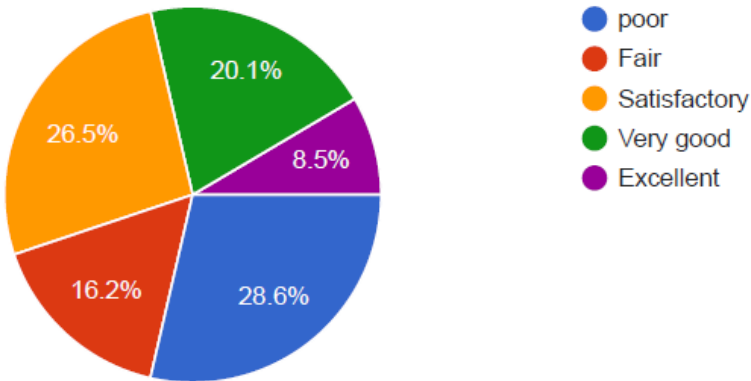


Around 68.3% finds that the basic infrastructure of the college as mediocre. A good portion of the respondents (35.8%) finds it very good and 32.5% finds it satisfactory. Since new buildings are coming up and will be functional in a short term the institution expects more positive responses hereafter.

Signature



Placements



This factor shows a mixed response as only 8.5% finds it excellent and 20.1% finds it very good. For 26.5% it is satisfactory and for 28.6% it is poor. This shows that the institution has to make new initiatives in this regard.

Conclusion

This survey proves that the institution has been catering to the needs of the students beyond its limitations as an institution situated in a rural area. In the important factors like discipline, learning atmosphere and quality of teaching the institution scores excellently well. The existing infrastructure of the college is more than satisfactory to an average of 80% of the respondents. There has been huge addition to the existing infrastructure of the college in the recent years. The institution is aware that it needs to strengthen its industry links so that the students can get easy placements. However, this survey indicates that a positive atmosphere for learning and academics is present in the institution.

